

Serial No 10

1858-C

TACTICAL PROBLEM III

SENIOR CLASS 1934.

108°00'

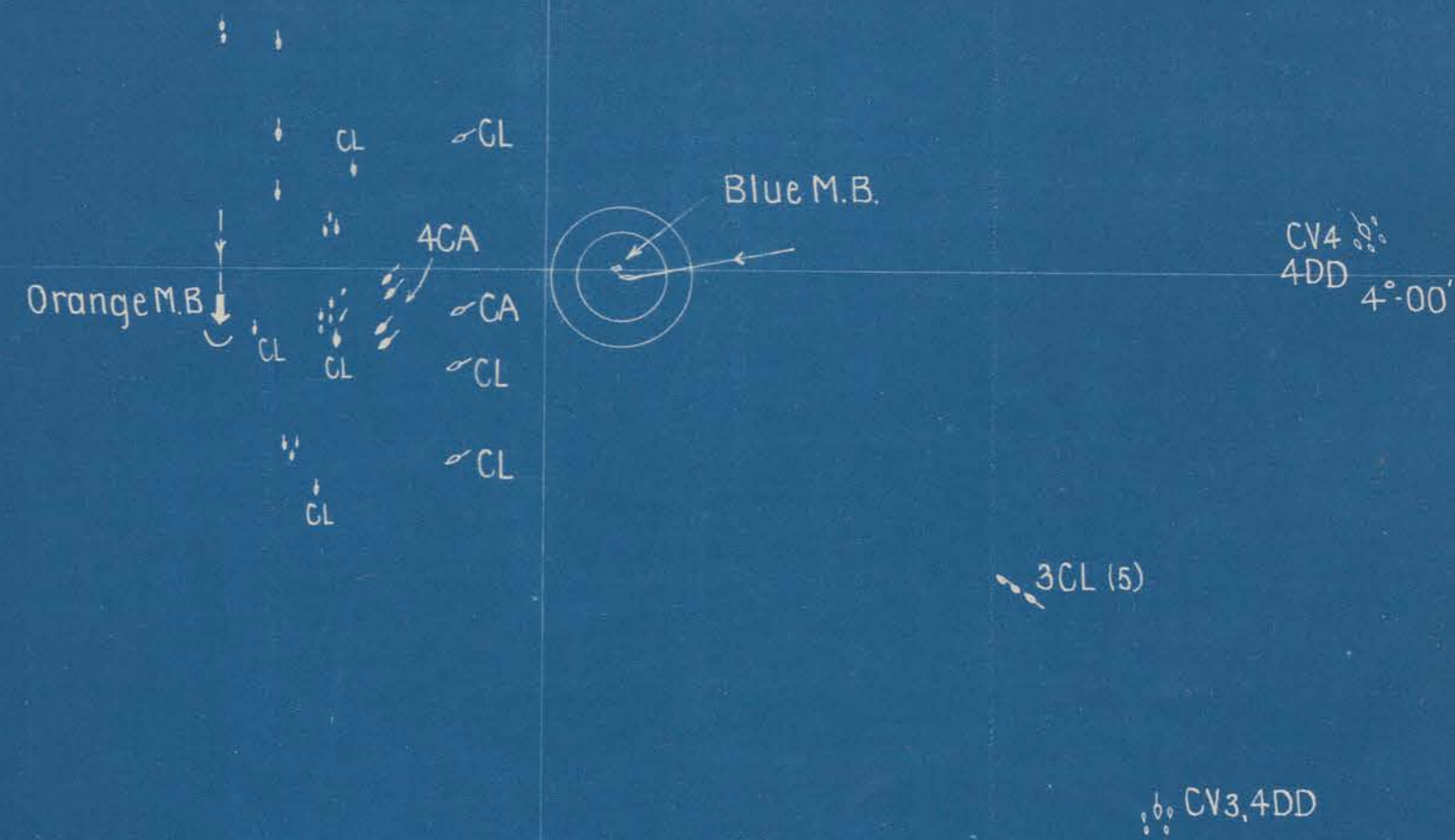
109°00'

3°00'

BILLITON ISLAND

10 FATHOM

CV3,4DD



Op. Prob. III, Tac. Prob. III - 1934 - Sr.
SITUATION AT 0530 - 24 Jan.



5°00'

DIAGRAM I

B34-277

108°-40'

108°-50'

109°-00'

109°-10'

3°-50'

4°-00'

4°-10'

4°-20'

Orange CV₃, 4DD
80 mi. to W'd.
8 VF scouting to E'd.
7 VF & 16 VT on course
to join Orange M.B.

Blue CV₄, 4DD
12 mi. to E'd.

3 Orange VS
scouting to
N & E'd.

Blue CV₃, 4DD
20 mi. to S.E'd.

VS

VS

XCA

2CL

2XCA

3VS

9DD

CL₇

13DD

16VS

5CA

8 BB, 13DD

15 DD

13DD

6 BB
1 CC
8 DD

3DL

13DL

(13)

(42) 2CL

CL₅₀

CL₆

4CA (9)

VS

3DL

CL₄₃

Op. Prob. III, Tac. Prob. III-1934-Sr.

MOVES 1-2

24 Jan. 0530 TO 24 Jan. 0600

Bar. 29.75, Cond. b.c., Vis. Night Normal-Day Normal, Ceil. 3000, Wind S.W.-3, Sea S.



DIAGRAM 2

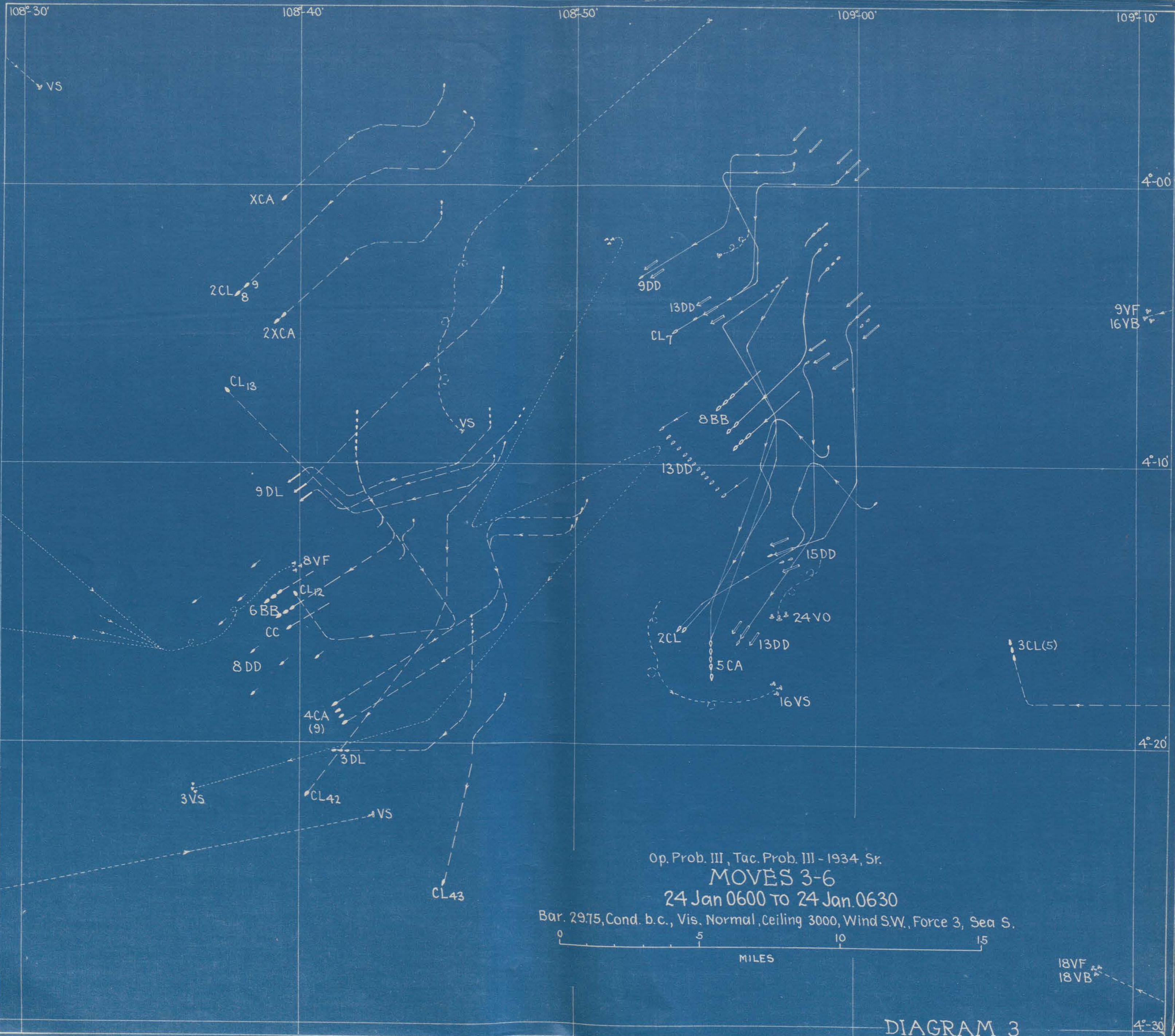
B34-274



Orange B.L. bombed - Move 9
 Planes engaged.
 Orange - 23 VF
 Blue - 27 VF, 34 VB.

Op. Prob. III, Tac. Prob. III - 1934 - Sr.
MOVES 1-9
 24 Jan. 0530 TO 24 Jan. 0703.
AIR OPERATIONS





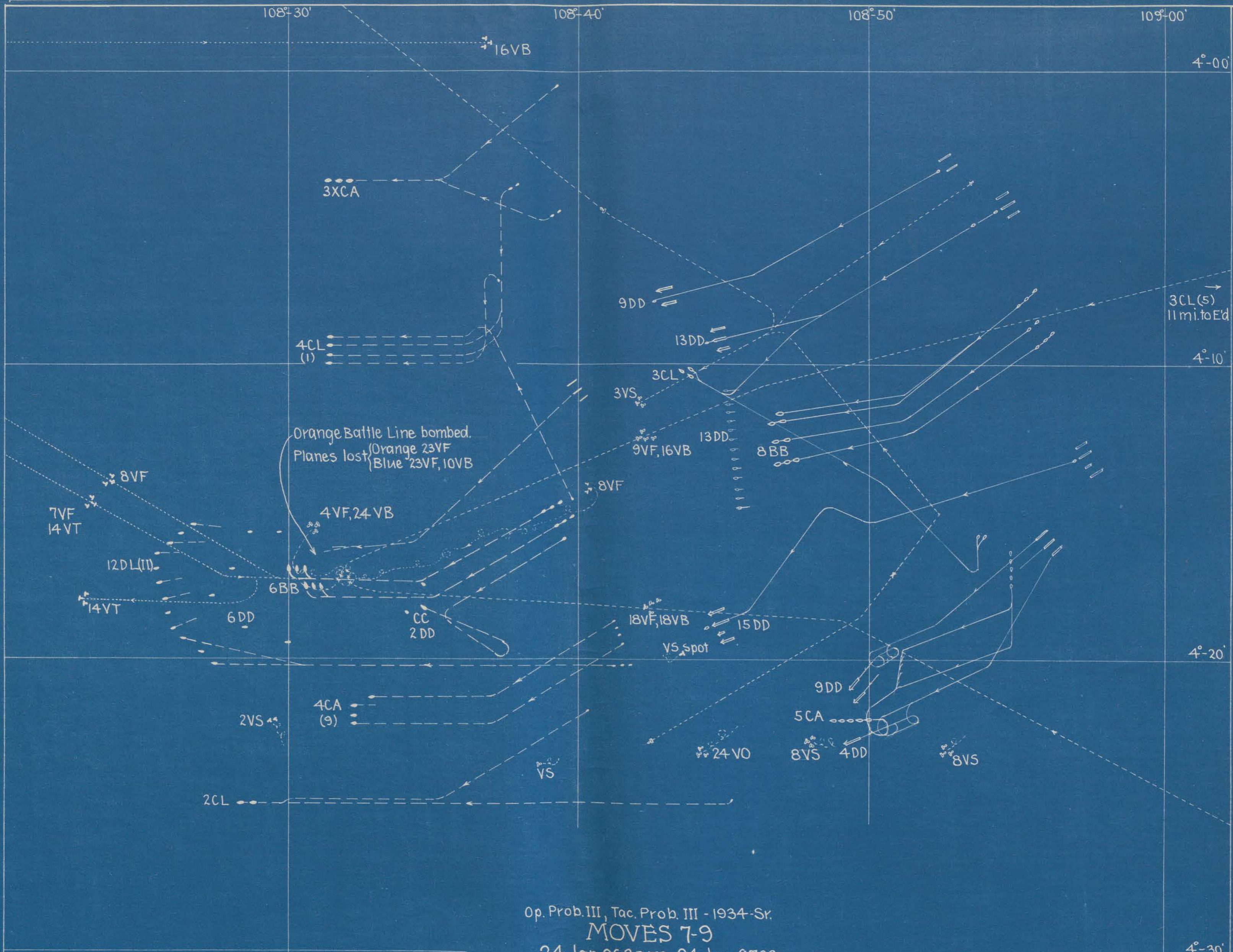
Op. Prob. III, Tac. Prob. III - 1934, Sr.
MOVES 3-6

24 Jan 0600 TO 24 Jan 0630

Bar. 29.75, Cond. b.c., Vis. Normal, Ceiling 3000, Wind S.W., Force 3, Sea S.



DIAGRAM 3



Op. Prob. III, Tac. Prob. III - 1934-Sr.

MOVES 7-9

24 Jan. 0630 TO 24 Jan 0703

Bar. 29.75, Cond. b.c., Vis., Normal, Ceiling 3000, Wind S.W., Force 3, Sea S.



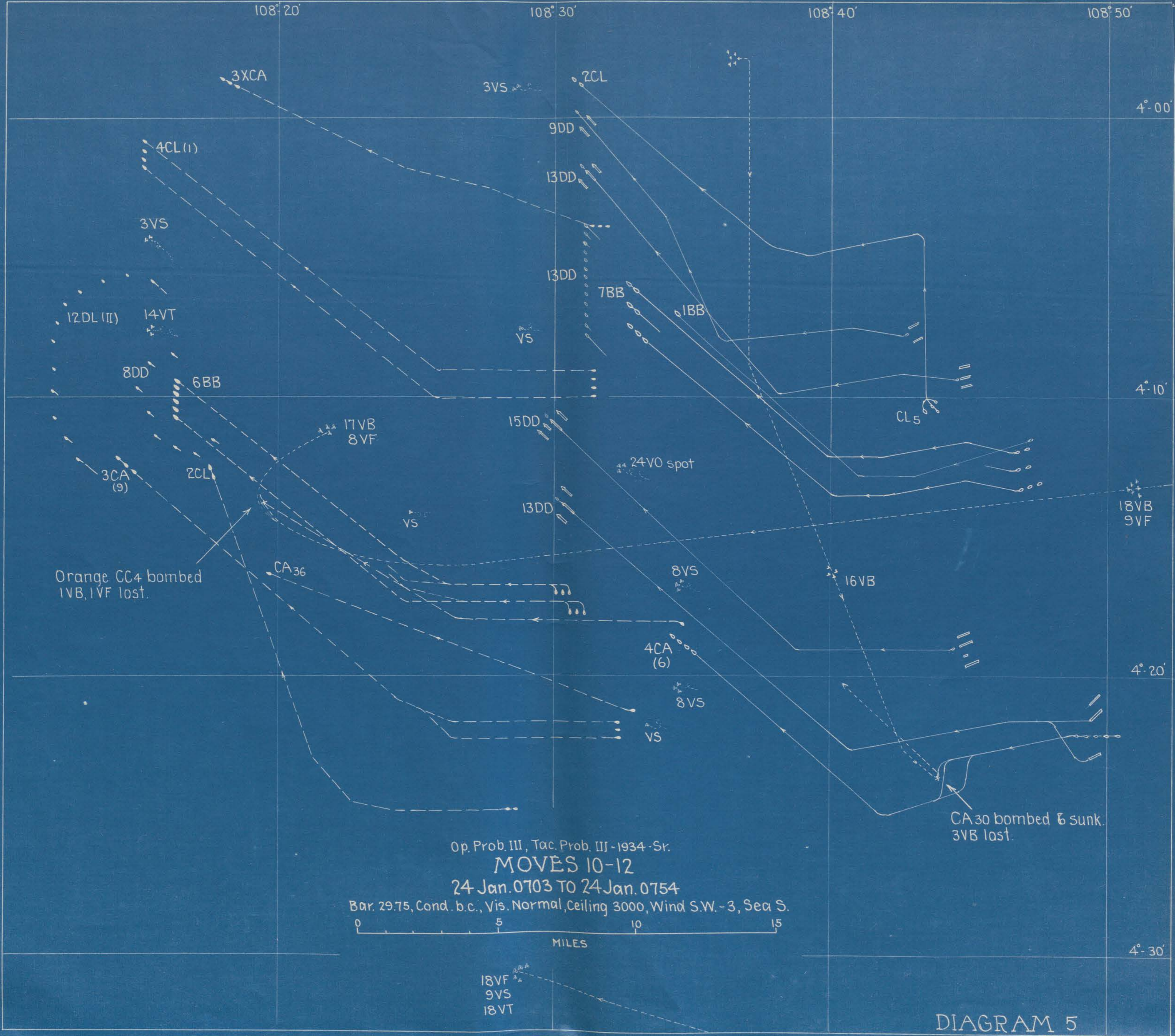


DIAGRAM 5
 B34-277



Op. Prob. III, Tac. Prob. III - 1934 - Sr.
MOVES 10-18
 24 Jan. 0703 TO 24 Jan. 0912
AIR OPERATIONS



108° 00'

108° 10'

108° 20'

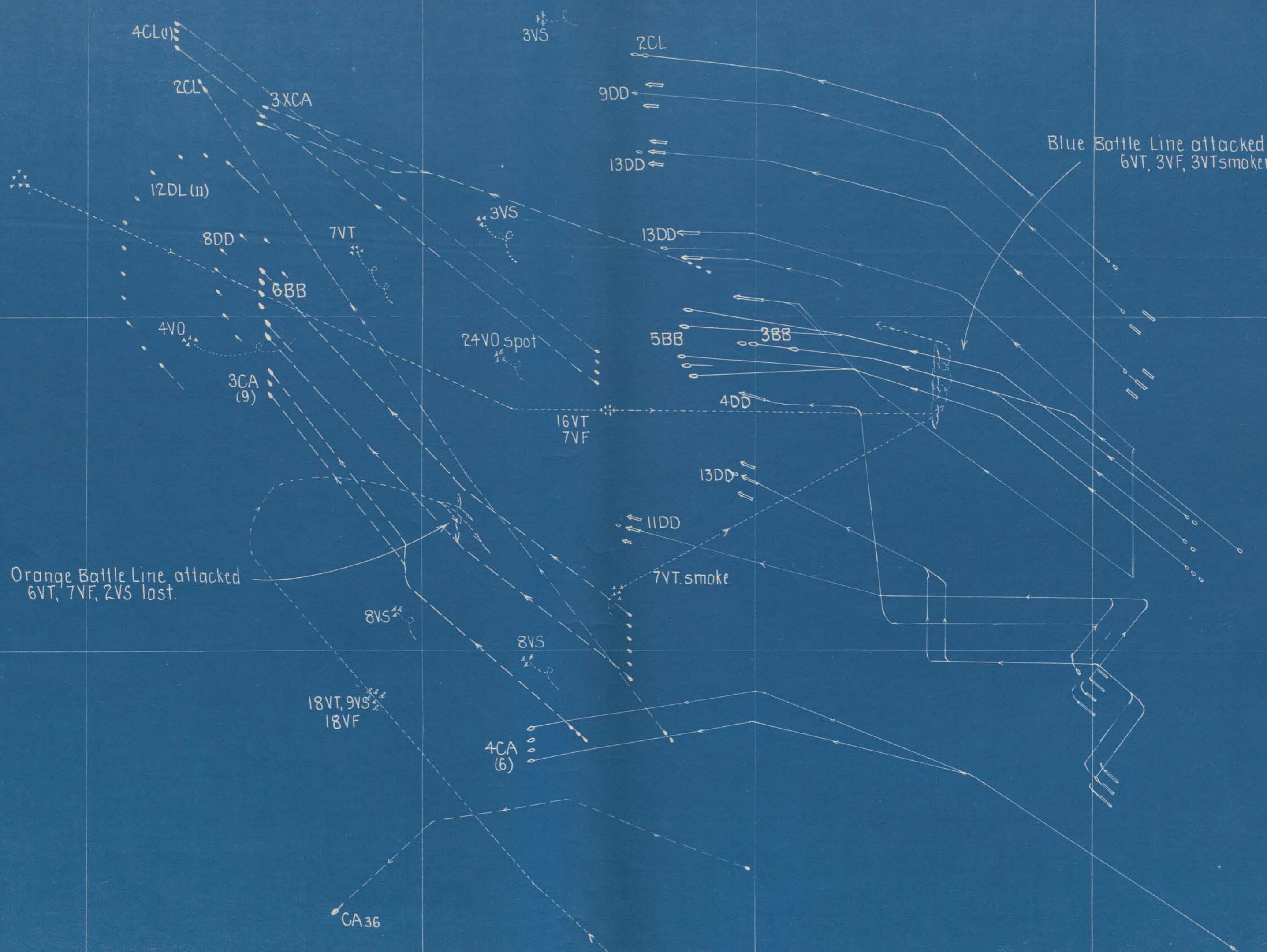
108° 30'

3° 50'

4° 00'

4° 10'

4° 20'



Orange Battle Line attacked
6VT, 7VF, 2VS lost.

Blue Battle Line attacked.
6VT, 3VF, 3VT smokers lost.

Op. Prob. III, Tac. Prob. III - 1934 - Sr.
MOVES 13-15
24 Jan. 0754 TO 24 Jan. 0845

Bar. 29.75 . Cond. b.c.q. Vis. Norml, Ceil. 5000, Wind. SW. - 3, Sea S.



DIAGRAM 6

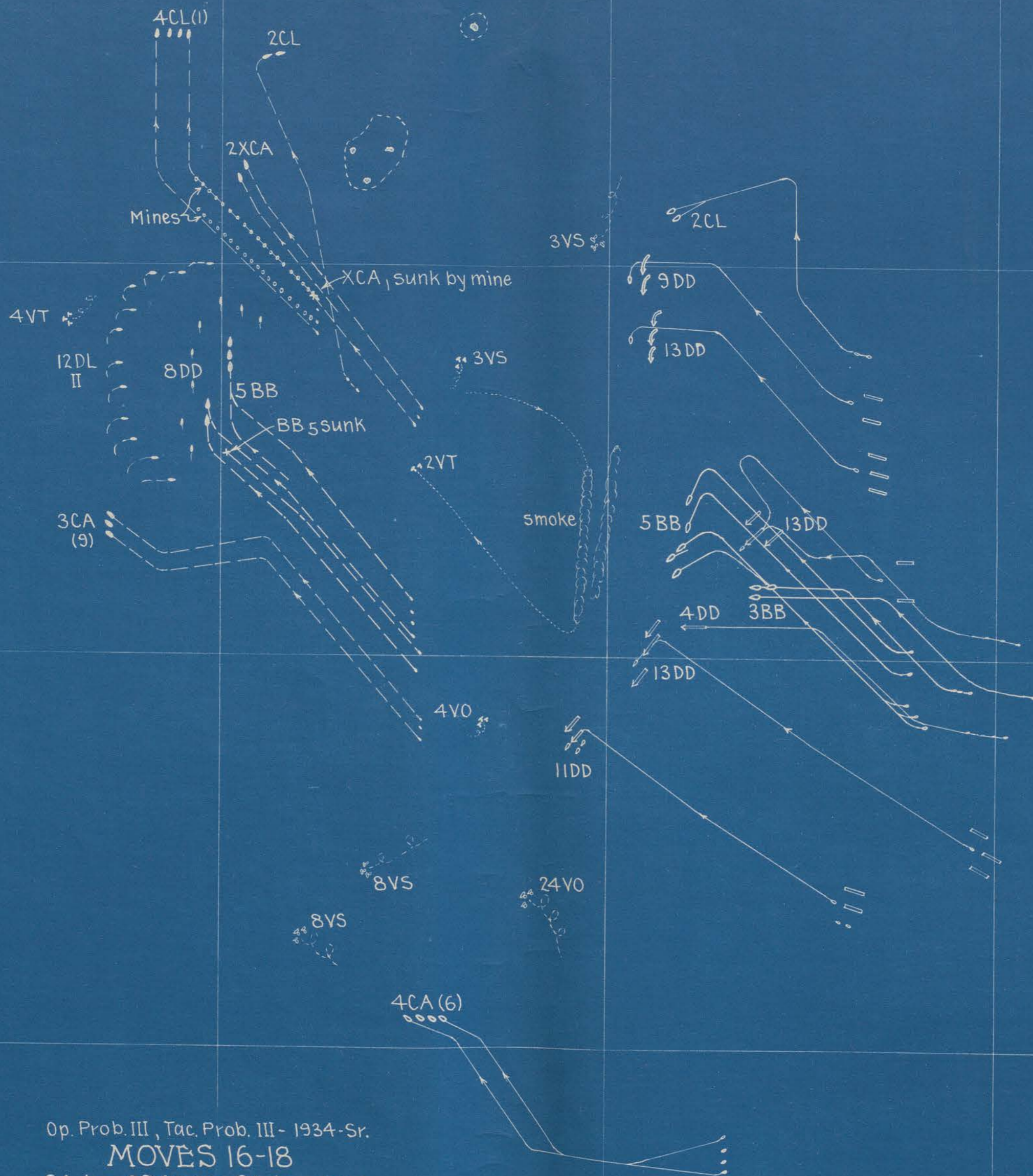
B 34-278

107°-50'

108°-00'

108°-10'

108°-20'

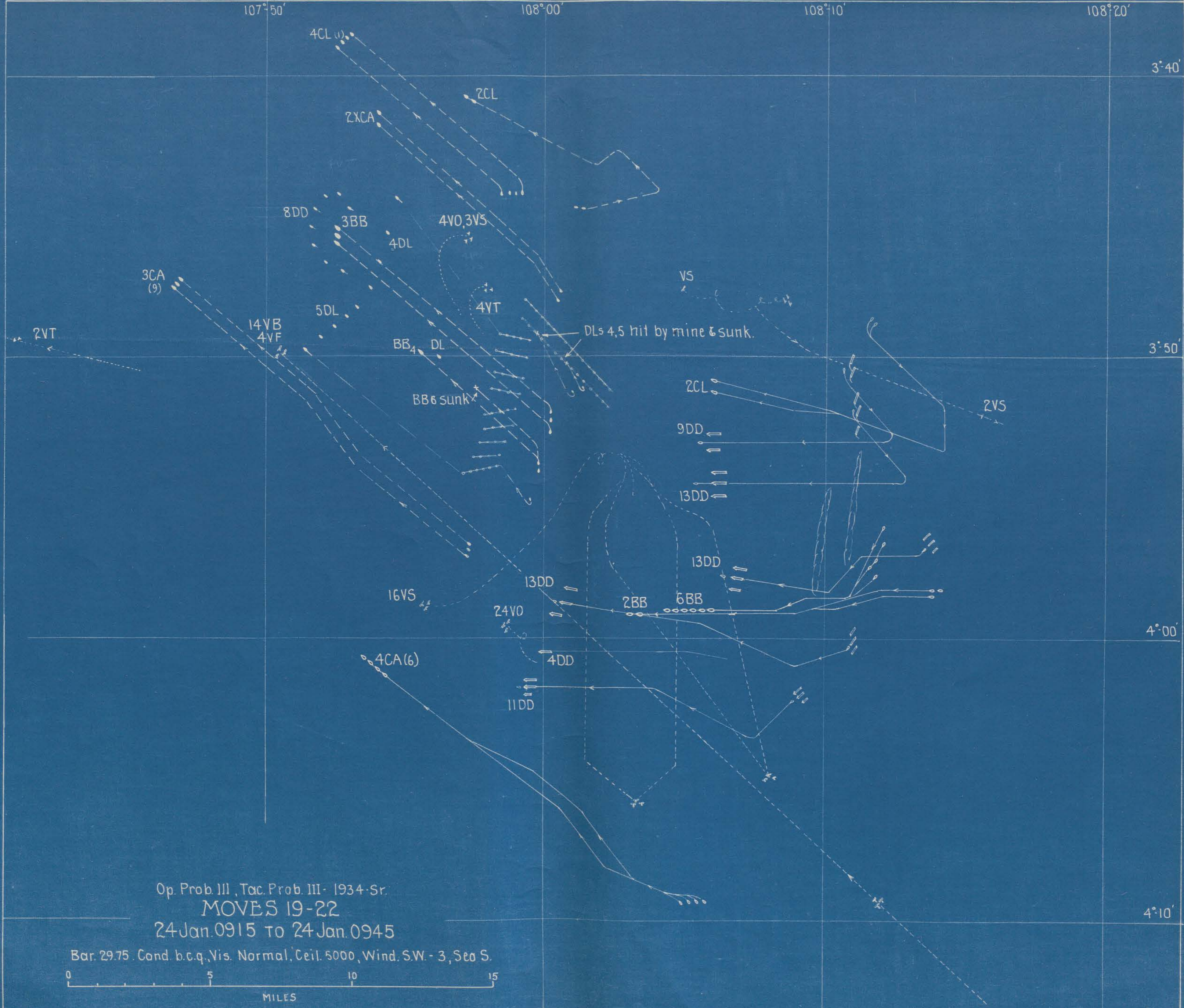


Op. Prob. III, Tac. Prob. III - 1934 - Sr.
MOVES 16-18
 24 Jan. 0845 TO 24 Jan. 0912

Bar. 29.75, Cond. b.c.q., Vis. Normal, Ceil. 5000, Wind S.W. - 3, Sea S.



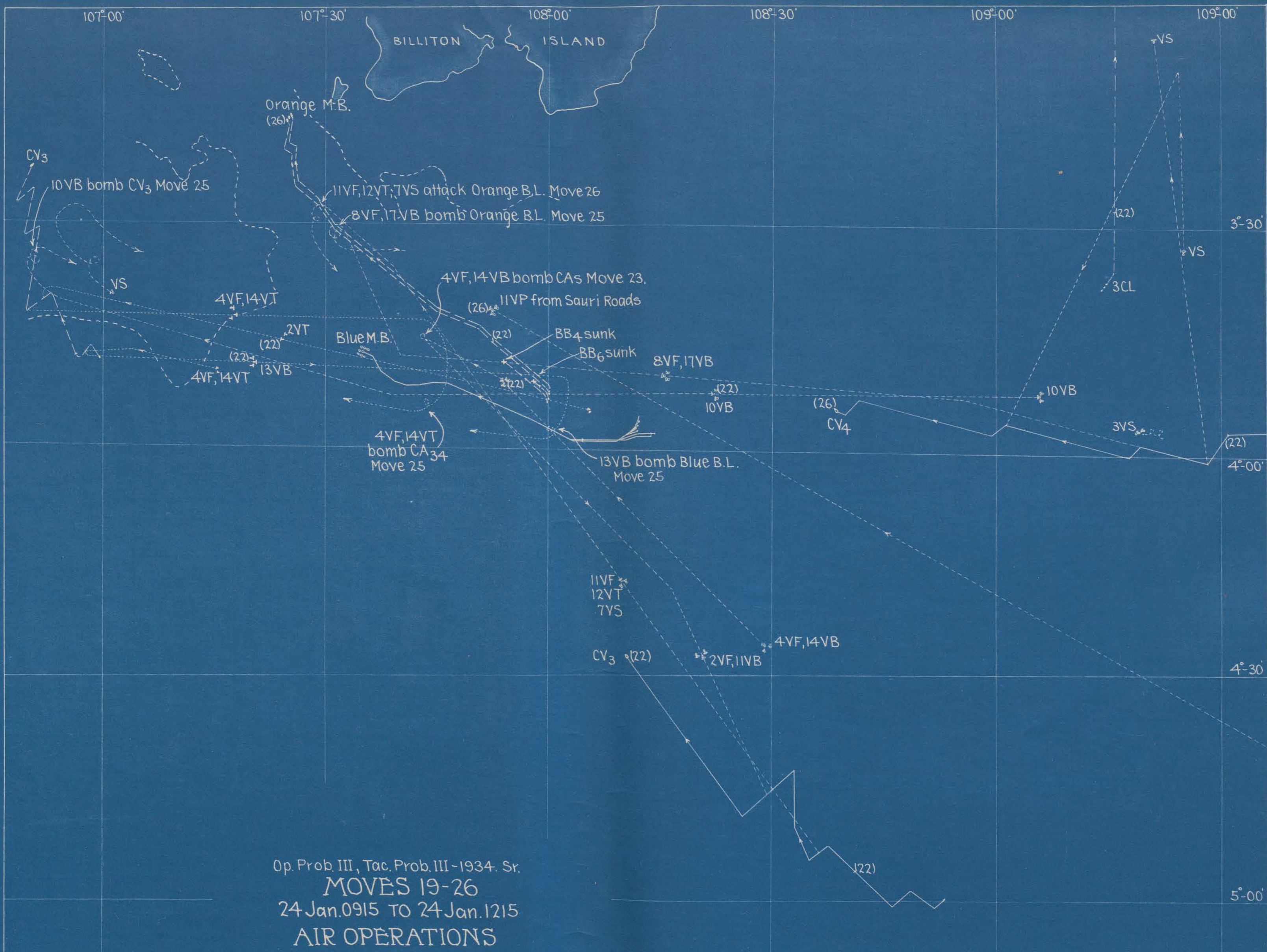
CA 36 sunk



Op. Prob. III, Tac. Prob. III - 1934-Sr.
MOVES 19-22
 24 Jan. 0915 to 24 Jan. 0945

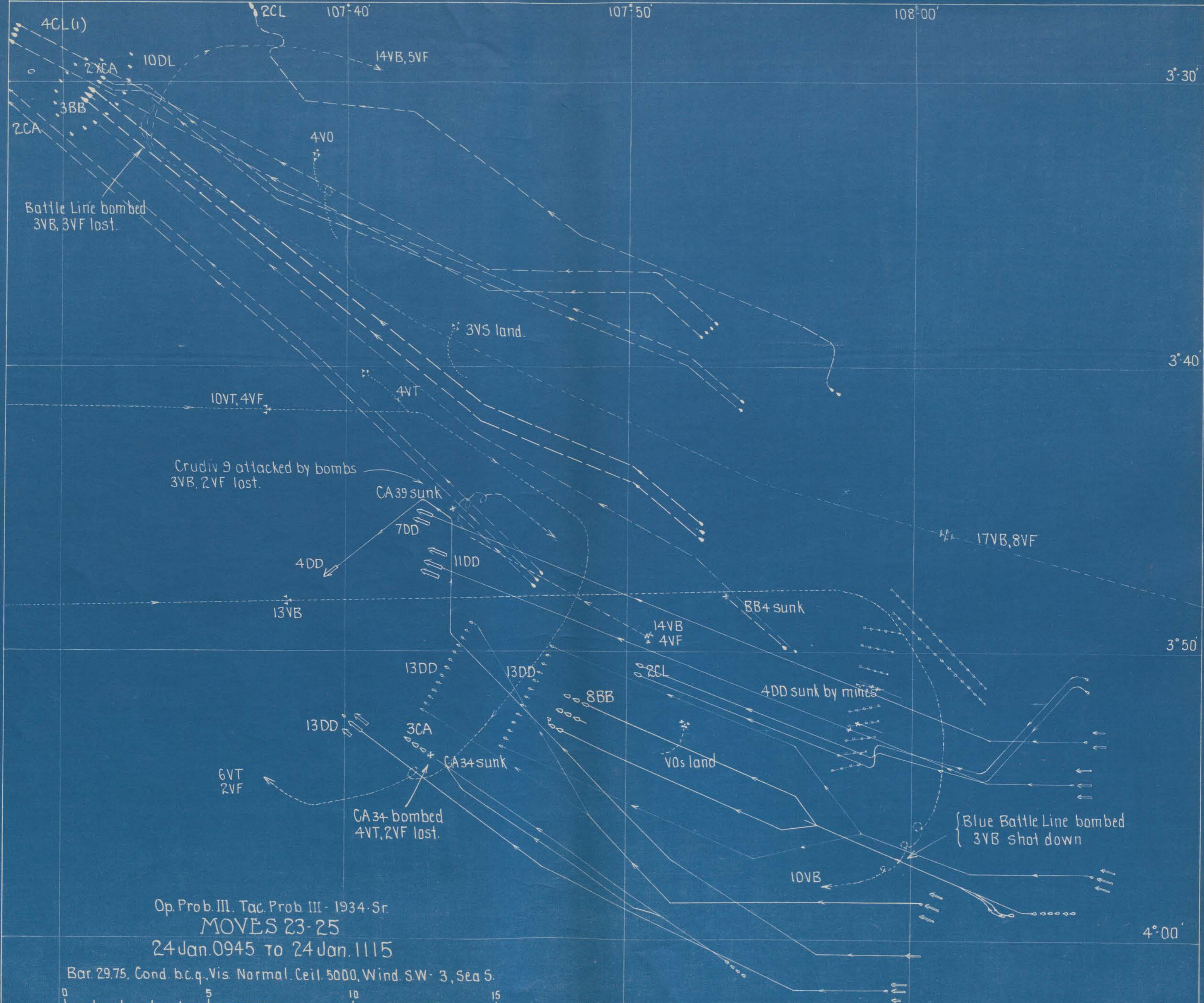
Bar. 29.75. Cond. b.c.q. Vis. Normal, Ceil. 5000, Wind. S.W. - 3, Sea S.





Op. Prob. III, Tac. Prob. III-1934. Sr.
MOVES 19-26
 24 Jan. 0915 TO 24 Jan. 1215
AIR OPERATIONS

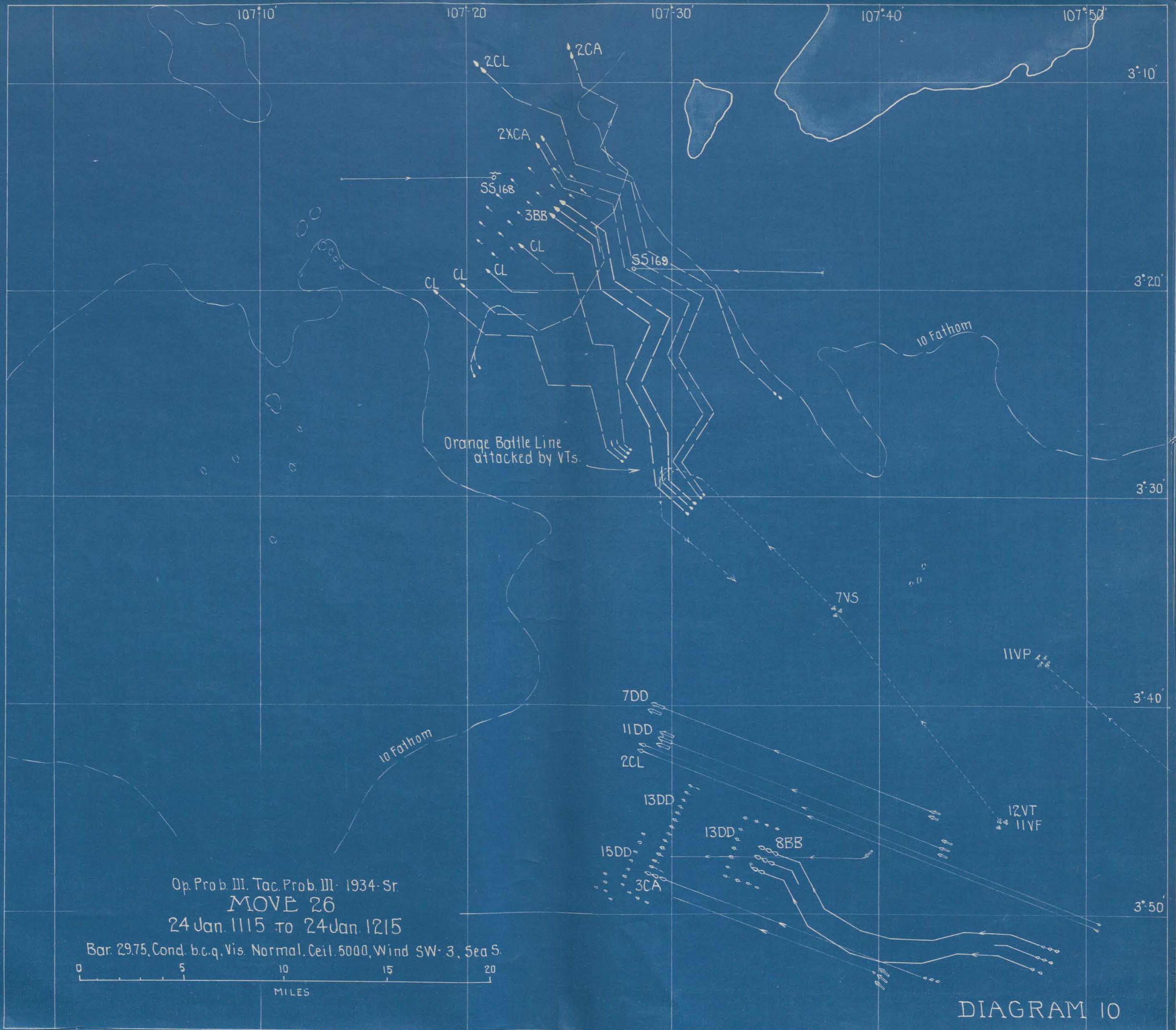




Op. Prob. III. Tac. Prob. III - 1934 - Sr.
MOVES 23-25
 24 Jan. 0945 to 24 Jan. 1115

Bar 29.75, Cond. bc.q. Vis. Normal. Ceil. 5000, Wind. S.W. - 3, Sea 5.
 0 5 10 15
 MILES

DIAGRAM 9



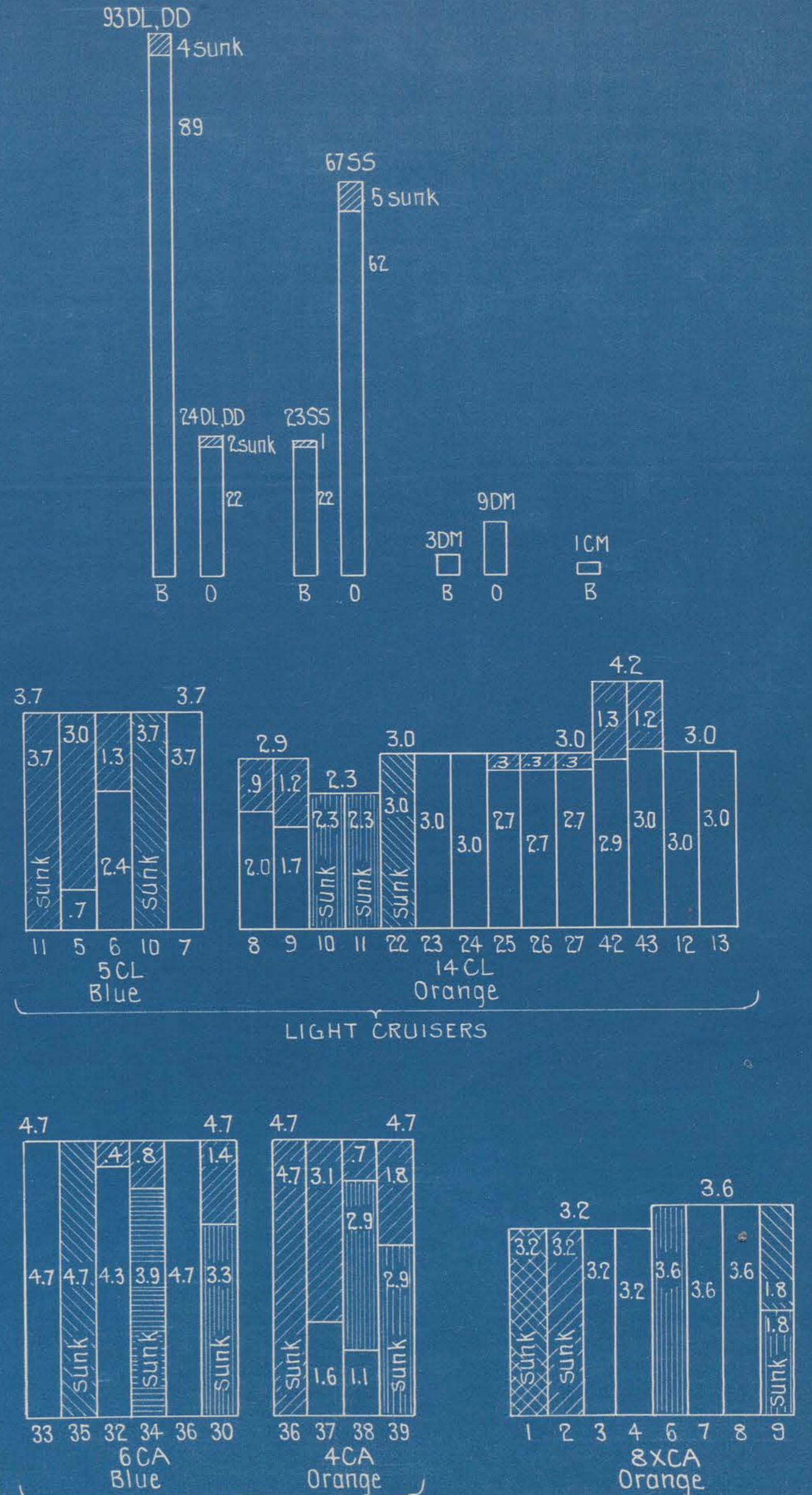
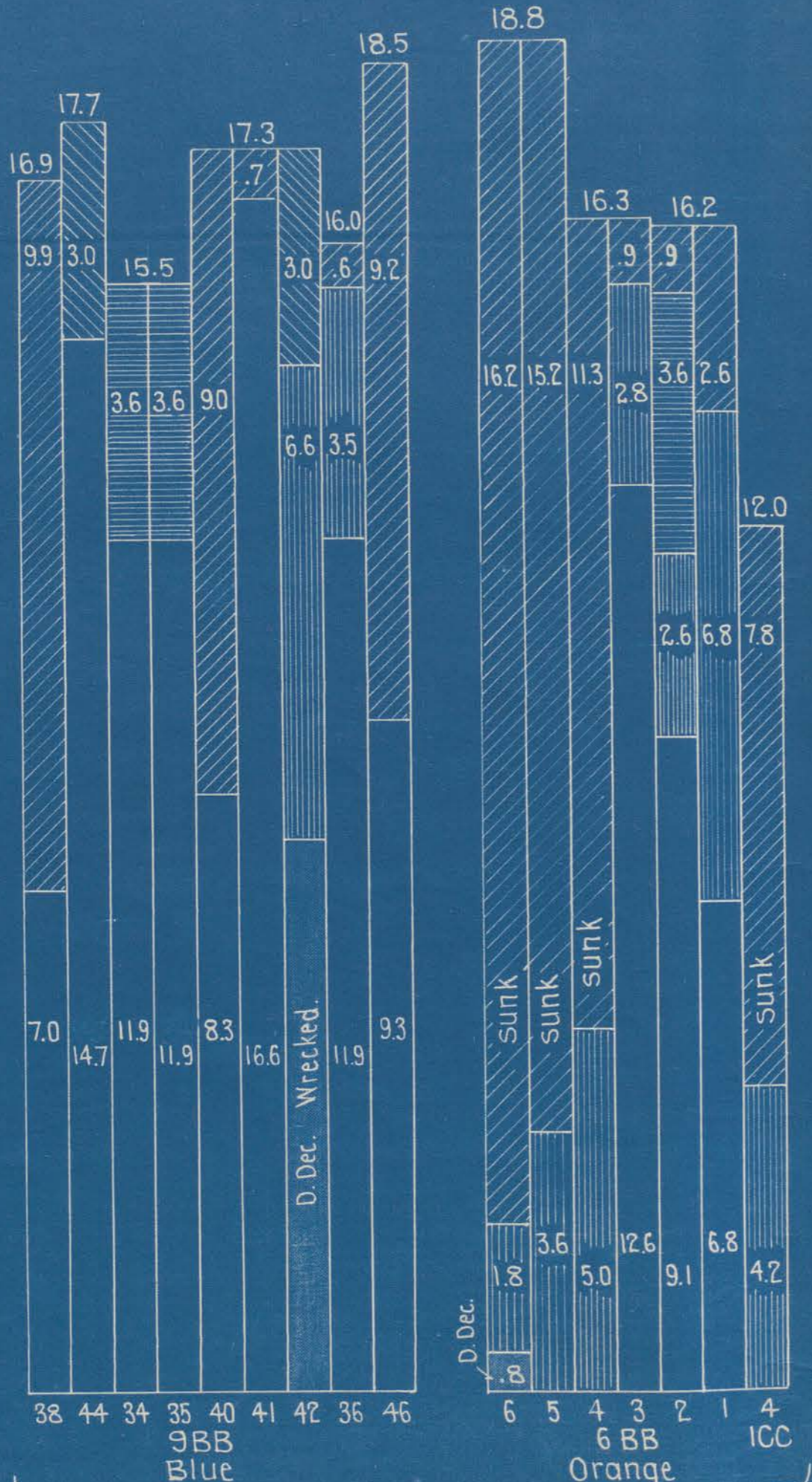

Op. Prob. III. Tac. Prob. III. 1934-Sr.
MOVE 26
 24 Jan. 1115 to 24 Jan. 1215

Bar. 29.75, Cond. b.c.q. Vis. Normal. Ceil. 5000, Wind SW-3, Sea S.






DIAGRAM 10

-  Gunfire
-  Sub. Torps
-  Air Torps
-  Air Bombs
-  Mines



Op. Prob. III, Tac. Prob. III - 1934 - Sr
 DAMAGED SUSTAINED & LIFE REMAINING


DIAGRAM II

-  Breakdown.
-  Combat.
-  Anti-aircraft guns.
-  Lost on deck.

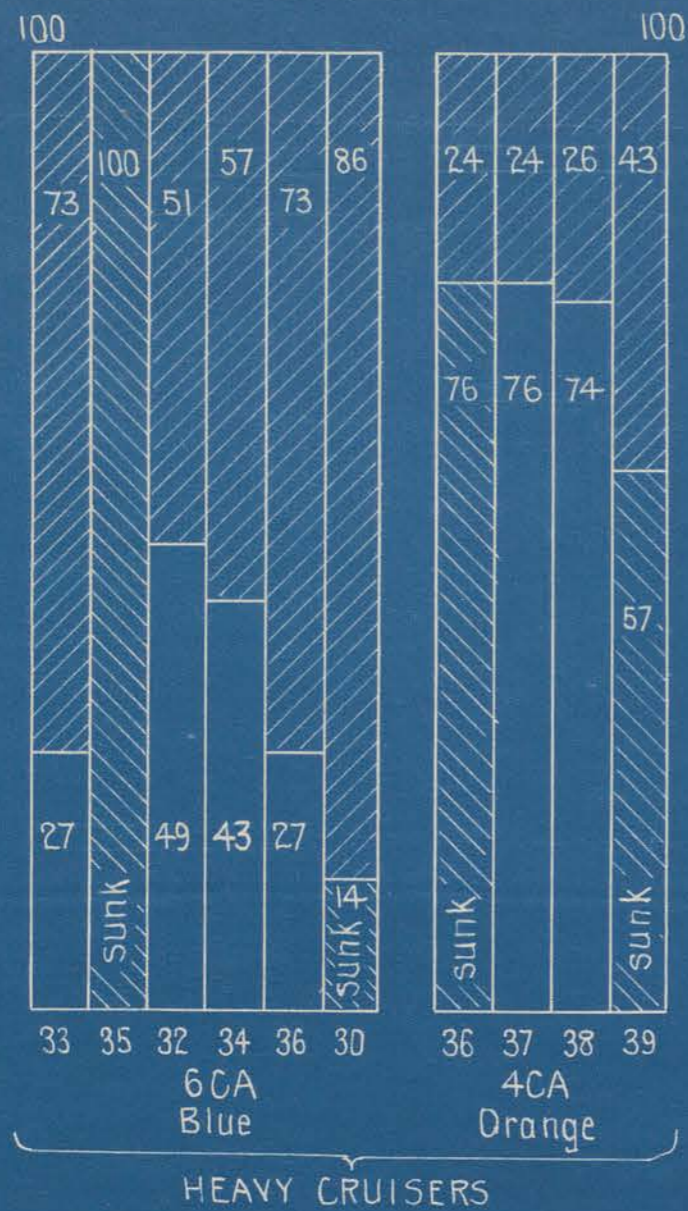
MISCELLANEOUS LOSSES

Blue	Sunk	Orange
1	AF	0
0	AM	1
0	AV	1
3	XAO	1
0	XAP	2
2	XAV	0


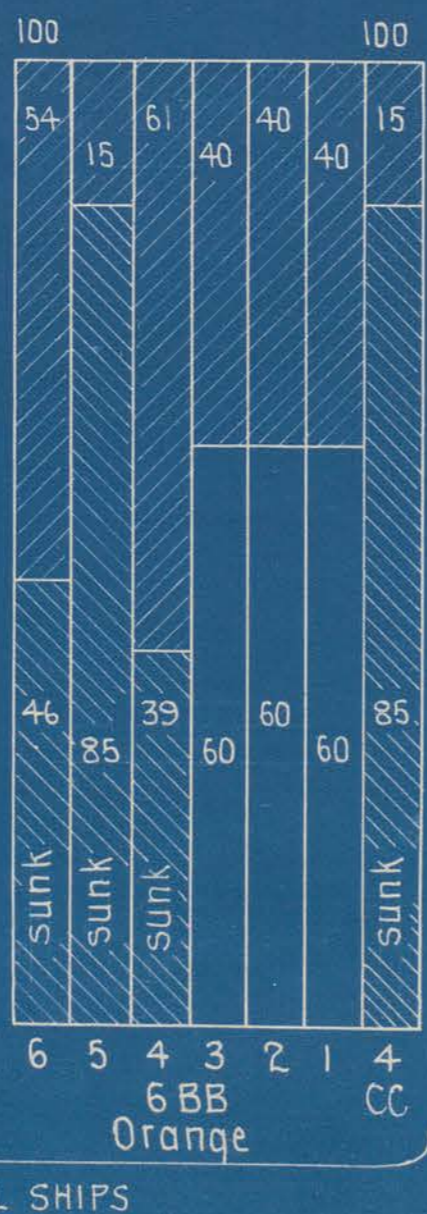
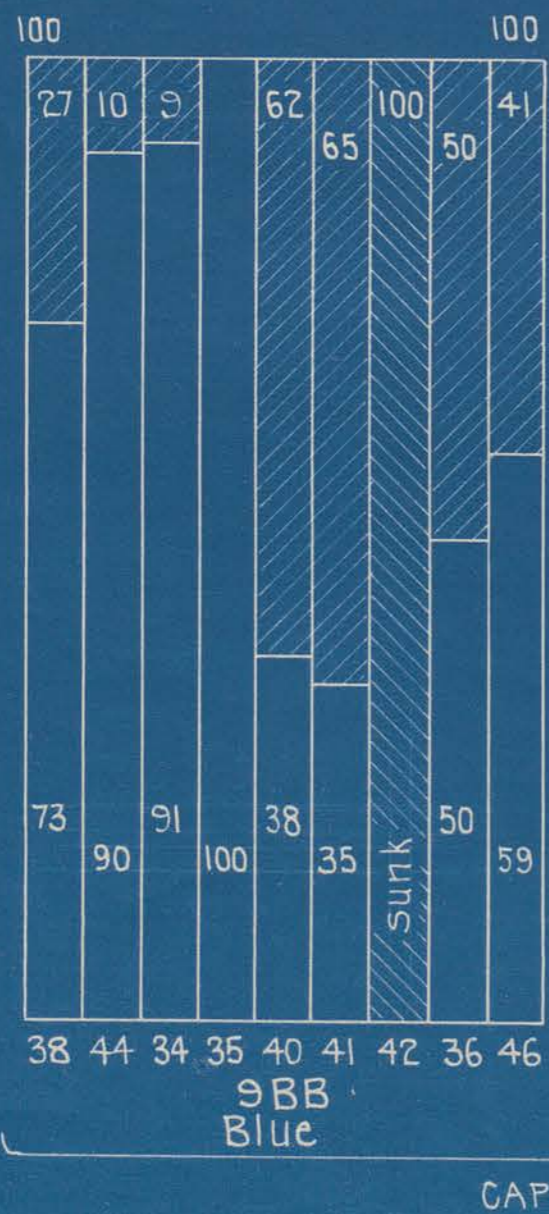

Damaged		
1-74%	XAH	0
0	XAV	1-29%



Op. Prob. III, Tac. Prob. III - 1934 - Sr.
 AIRCRAFT AND MISCELLANEOUS LOSSES



Expended
Sunk



Op. Prob. III - Tac. Prob. III - 1934 Sr.
AMMUNITION EXPENDITURE

DIAGRAM 13

534-286

BLUE

ORANGE

Unit	% Dam.	Speed Remaining		Unit	% Dam.	Speed Remaining
38	58	16.8	BB	3	22	21.8
44	17 *	18.0		2	44 *	16.2
34	23 *	16.0		1	58	20.0
35	23 *	16.0				
40	53	16.8				
41	4	21.0				
36	26	19.5				
46	50	16.8				

* Torpedoed.

3	0	33.0	CV	3	11	22.4
4	0	29.3				

33	0	32.5	CA	37	65	26.4
32	8	32.5		38	77	23.0
36	0	32.5				

5	80	5.0	CL	8	3	26.0
6	35	29.7		9	4	26.0
7	0	33.0		23	0	33.0
				24	0	33.0
				25	11	33.0
				26	11	33.0
				27	8	33.0
				42	30	29.7
				43	29	33.0
				12	0	33.0
			13	0	33.0	

			XCA	3	0	17.0
				4	0	17.0
				7	0	15.5
				8	0	15.5

83	0	Full	DL,DD	22	0	Full
6		Damaged				

21	0	Full	SS	62	0	Full
1		Damaged				

3	0	Full	DM	9	0	Full
---	---	------	----	---	---	------

1	0	Full	CM			
---	---	------	----	--	--	--

Op. Prob. III, Tac. Prob. III - 1934-Sr.

CONDITION OF FLEETS 24 JAN. 1215